

TO: SCHOOLS FORUM

DATE: 16 JULY 2015

EDUCATION CAPITAL PROGRAMME 2015/18
Chief Officer Strategy, Resources & Early Intervention

1 INTRODUCTION

- 1.1 The purpose of this report is to inform Schools Forum about the progress with the 2015/18 Education Capital Programme including the recent DfE capital grant funding announcements for a further £33m of investment into the Bracknell Forest school estate over this period.

2 RECOMMENDATION

- 2.1 **That Schools Forum notes the progress with the 2015/18 Education Capital Programme including the recent DfE capital grant funding announcements for a further £33m of investment into the Bracknell Forest school estate over this period.**

3 REASONS FOR RECOMMENDATION

- 3.1 The Education Capital Programme constitutes a significant investment into the schools estate and as such it is appropriate that Schools Forum has an over view of the scope and impact of the funding on schools across the Borough.

4 ALTERNATIVE OPTIONS CONSIDERED

- 4.1 None

5 SUPPORTING INFORMATION

Executive Summary

- 5.1 Funding levels suggest that the Education Capital Programme will continue to bring circa £10m of investment into the school estate per annum over the next three years. In addition we have bid for and won a number of other key funding streams. The majority of the funding is given for creation of new school places which continues to be the main focus of the Programme.

Background

- 5.2 DfE capital grants have accounted for the majority of the funding on the Education Capital Programme for a number of years, and have been allocated to the Council under a number of different funding streams.
- 5.3 In February DfE confirmed a number of funding announcements in respect of the three year period 2015/18 which are set out individually in the paragraphs below, and in summary on the attached APPENDIX A. This included increased allocations on previous announcements and also allocations under new grants. DfE capital grants received in the previous two financial years have been included in the tables for comparison.

Unrestricted

- 5.4 The Council approved the Education Capital Programme funding in advance of these new allocations. An update report will be presented on 21 July, a copy of which is attached as APPENDIX C.

Basic Need Grant

- 5.5 Is given for creation of new school places, and Bracknell Forest will receive £25.3m of funding in 2015/18 bringing the five year total for 2013/18 to £31.2m. This funding will be used to pay for the major school capacity projects required to meet the Council's statutory duty to provide sufficient school places going forwards. The details of this grant are set out on Table One below.

Table One: Basic Need Grant 2013/18

Funding Stream	Previous Years			Future Years				5 Year
	2013/14 £000	2014/15 £000	Total £000	2015/16 £000	2016/17 £000	2017/18 £000	Total £000	Total £000
Basic Need Grant	2,937	2,936	5,873	6,470	10,030	8,812	25,312	31,185

Universal Infant Free School Meals (UIFSM) Grant

- 5.6 Is given for works to support the introduction of UIFSMs for Key Stage 1 from September 2014. DfE's original funding announcement in December 2013 was given to all local authorities, but they invited bids in November 2014 for a second funding round in 2015/16. BFC submitted bids for five specific schools where need had been identified of which two were successful. These two bids were to provide manned kitchens at Fox Hill and Wildmoor Heath Primary schools whose school meals are currently cooked offsite and transported to the schools in hot boxes. Bracknell Forest will receive £0.3m of funding in 2015/18 bringing the five year total for 2013/18 to £0.6m as set out on Table Two below:

Table Two: UIFSM Grant 2013/18

Funding Stream	Previous Years			Future Years				5 Year
	2013/14 £000	2014/15 £000	Total £000	2015/16 £000	2016/17 £000	2017/18 £000	Total £000	Total £000
Universal Infant FSMs	0	282	282	320	0	0	320	602

Schools Capital Maintenance Grant

- 5.7 Is given for planned maintenance works in schools, and funding allocations for 2015/16 onwards are based on Property Data Surveys (see following paragraph) of Bracknell Forest Schools. Bracknell Forest will receive £6.3m in 2015/18 which will bring the five year total for 2013/18 to £10.0m as set out on Table Three below. Roof repairs will take up the majority of this funding in 2015/16, including at Brakenhale, Birch Hill, Owlsmoor and New Scotland Hill.

Table Three: Schools Capital Maintenance Grant 2013/18

Funding Stream	Previous Years			Future Years				5 Year
	2013/14 £000	2014/15 £000	Total £000	2015/16 £000	2016/17 £000	2017/18 £000	Total £000	Total £000
Schools Capital Maintenance	1,843	1,827	3,670	2,106	2,106	2,106	6,318	9,988

Property Data Surveys

- 5.8 Property Data Surveys of Bracknell Forest schools were undertaken by consultants working for the Education Funding Agency (EFA) in 2014/15. They are similar in concept to the condition surveys undertaken by the Council but do not go into so much detail. Their purpose is to help EFA to prioritise central government funding for schools for capital maintenance across all Responsible Bodies (RBs) including LAs and Governing Bodies of VA schools who

Unrestricted

maintain their own buildings. For information summary dashboards from the EFA are attached as APPENDIX B.

5.9 Schools Forum may wish to note that the Property Data Survey dashboards suggest that:

- BFC maintained schools sit in the third quartile (68.5%) of identified condition need across all 352 RBs, which means the condition of our maintained school buildings is better than 31.5% of RBs.
- BFC VA schools sit in the second quartile (48.6%) of identified condition need across all 352 RBs, which means the condition of our VA school buildings is better than 51.4% of RBs.

Priority Schools Building Programme 2

- 5.10 A further development regarding condition need is that Bracknell Forest Council has successfully bid for funding for under the EFA Priority Schools Building Programme – PSBP2. This is a new capital grant funding stream worth £2bn nationally, delivered through a five year programme of works between 2015-21. EFAs intention is to undertake major rebuilding and/or refurbishment projects in schools and sixth form colleges in the very worst condition.
- 5.11 We submitted bids for the five schools that had the highest condition need from the condition surveys and two of these were successful; Edgbarrow and Brakenhale. We are currently awaiting details from the EFA on the scope, budget and timescales for the works at both schools. This new programme of work is expected to reduce the current levels of condition need at both schools in the affected areas.

Devolved Formula Capital (DFC)

- 5.12 Is given direct to schools to enable them to implement small projects under their devolved authority. Funding allocations are formulaic based on a lump sum allocation of £4,000 per school plus an amount per pupil, and Schools Forum will recall that DFC allocations were previously reduced by approximately 80% from when Schools Capital Maintenance Grant to local authorities commenced. Schools have to seek approval from the Council to release DFC funding to specific projects. Bracknell Forest schools will receive £1.0m of funding in 2015/18 bringing the five year total for 2013/18 to £1.6m as set out on Table Four below:

Table Four: Devolved Formula Capital 2013/18

Funding Stream	Previous Years			Future Years				5 Year
	2013/14 £000	2014/15 £000	Total £000	2015/16 £000	2016/17 £000	2017/18 £000	Total £000	Total £000
Devolved Formula Capital	316	335	651	327	327	327	981	1,632

VA Schools and Academies

- 5.13 Under the same DfE funding announcements Bracknell Forest Council VA Schools and Academies can expect to receive up to £0.9m of capital grant funding over the three year period 2015/18 as set out on Table Five below:

Unrestricted

Table Five: VA Schools and Academies Funding 2013/18

Funding Stream		Previous Years			Future Years				5 Year
		2013/14	2014/15	Total	2015/16	2016/17	2017/18	Total	Total
		£000	£000	£000	£000	£000	£000	£000	£000
VA Schools	Devolved Formula Capital	44	44	88	38	38	38	114	202
	LCVAP	255	277	532	222	222	222	666	1,198
	Universal Free School Meals	0	65	65	0	tbc	tbc	tbc	65
Academies	Devolved Formula Capital	22	22	44	28	28	28	84	128
	TOTALS:	320	408	728	288	288	288	864	1,592

2015/18 Education Capital Programme

- 5.14 The 2015/18 Education Capital Programme was approved by the Executive in February 2015, before the DfE Capital grant announcements. The revised and current CYPL Capital Programme reflecting receipt of the above grants is set out in APPENDIX C.

6. ADVICE RECEIVED FROM STATUTORY AND OTHER OFFICERS

Borough Solicitor

- 6.1 The contents of this report are noted and no legal issues arise from the matters discussed in it.

Borough Treasurer

- 6.2 The financial implications are set out in the supporting information.

Equalities Impact Assessment

- 6.3 These will be considered on an individual basis for each approved project.

Strategic Risk Management Issues

- 6.4 None identified.

Other Officers

- 6.5 Not applicable.

7 CONSULTATION

Principal Groups Consulted

- 7.1 The Headteachers and Governors at individual schools subject of projects.
 7.2 Education Capital Programme Board
 7.2 Planned Works Programme Board
 7.3 Neighbours and the wider school community at individual schools subject of projects.

Method of Consultation

- 7.4 Individual Headteachers and Governors at meetings and presentations.
 7.5 Education Capital Programme Board at quarterly meetings
 7.6 Planned Works Programme Board at quarterly meetings
 7.7 Neighbours and the wider school community at pre-planning consultations.

Representations Received

- 7.8 The representations of the two programme boards shape the scope of the Education Capital Programme and Planned Works Programme going forward including selection of individual projects to be implemented.

Unrestricted

- 7.9 The views of Headteachers and Governors at individual schools subject of projects help to shape the design process at each school culminating in the sign off-of the plans and drawings prior to construction.
- 7.10 Pre-planning consultations provide the Planning Authority with a view of the overall support for the projects including all relevant stakeholders. Designs have been changed where pre-planning consultations have highlighted particular issues raised by stakeholders.

Background Papers

APPENDIX A	DfE Capital Grant Funding for Bracknell Forest 2013/18
APPENDIX B	Education Funding Agency Condition Dashboard Guidance
APPENDIX C	2015/16 Education Capital Programme

Contacts for Further Information

David Watkins 01344 354061	Chief Officer: Strategy, Resources & Early intervention david.watkins@bracknell-forest.gov.uk
Chris Taylor 01344 354062	Head of Education Capital & Property chris.taylor@bracknell-forest.gov.uk

DfE Capital Grant Funding for Bracknell Forest 2013/18

Apr-15

Funding Stream		Previous Years			Future Years				5 Year
		2013/14 £000	2014/15 £000	Total £000	2015/16 £000	2016/17 £000	2017/18 £000	Total £000	Total £000
Maintained Schools	Basic Need Grant	2,937	2,936	5,873	6,470	10,030	8,812	25,312	31,185
	Targeted Basic Need Grant	819	6,813	7,632	0	tbc	tbc	0	7,632
	Universal Infant FSMs	0	282	282	320	0	0	320	602
	Schools Capital Maintenance	1,843	1,827	3,670	2,106	2,106	2,106	6,318	9,988
	Devolved Formula Capital	316	335	651	327	327	327	981	1,632
	Priority Schools Bldg Pgm 2	0	0	0	tbc	tbc	tbc	tbc	tbc
	Sub Total:	5,915	12,193	18,108	9,223	12,463	11,245	32,931	51,039
VA Schools	Devolved Formula Capital	44	44	88	38	38	38	114	202
	LCVAP	255	277	532	222	222	222	666	1,198
	Universal Free School Meals	0	65	65	0	tbc	tbc	tbc	65
	Sub Total:	299	321	620	260	260	260	780	1,400
Academies	Devolved Formula Capital	22	22	44	28	28	28	84	128
TOTALS:		6,235	12,536	18,771	9,511	12,751	11,533	33,795	52,566

Indicative allocations

Condition Dashboard Guidance

The condition dashboard has been created to provide those bodies responsible for the maintenance of school buildings (responsible bodies) with information on their relative condition need and to help them understand what drives their School Condition Allocations for 2015-16 to 2017-18. The dashboard makes use of information from the Property Data Survey Programme (PDSP) which ran from 2012-2014 and is designed to help inform local prioritisation and decision-making; as well as providing greater understanding of the wider condition of the school estate.

For any queries, please contact the EFA using the following email address:

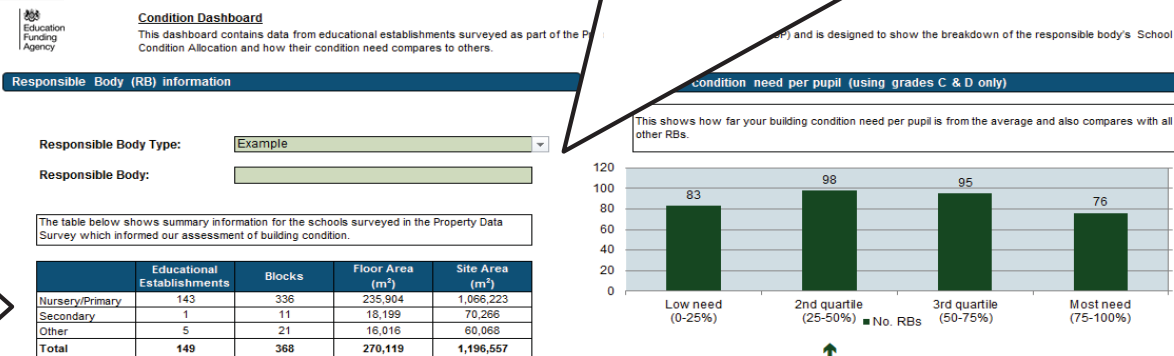
PDSP-DATA-RELEASE.EFACAPITAL@education.gsi.gov.uk

Responsible Body (RB) selection:

The first green box shows the type of responsible body (local authority, local authority voluntary aided, or multi-academy trust). The second green box shows which local authority area or trust has been selected.

Data used:

This represents the educational establishments that were used to compile the data in this dashboard, and includes total building and site area.



Condition need:

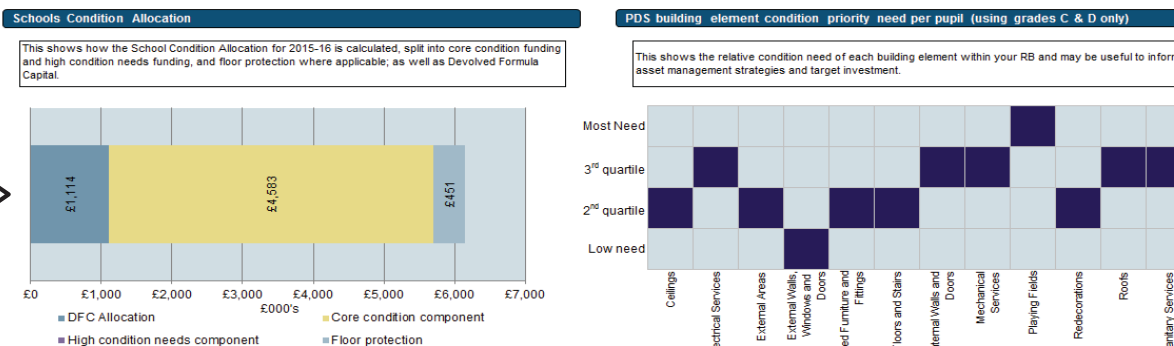
Responsible bodies will receive high condition needs funding if the condition of their institutions puts them in the worst 25% of responsible bodies, according to aggregate need per pupil.

Quartile ranges:

In this example, this shows that the relatively low level of need relating to external walls, windows and doors in your responsible body falls within the lowest quartile compared to the need relating to external walls, windows and doors across all other responsible bodies, whereas the level of need for playing fields is relatively high, falling in the most need quartile when compared to all other responsible bodies.

School Condition Allocations:

This shows what makes up the funding allocation to each responsible body.



Condition Dashboard

This dashboard contains data from educational establishments surveyed as part of the Property Data Survey Programme (PDSP) and is designed to show the breakdown of the responsible body's School Condition Allocation and how their condition need compares to others.

Responsible Body (RB) information

Responsible Body Type:

LA_Maintained

Responsible Body:

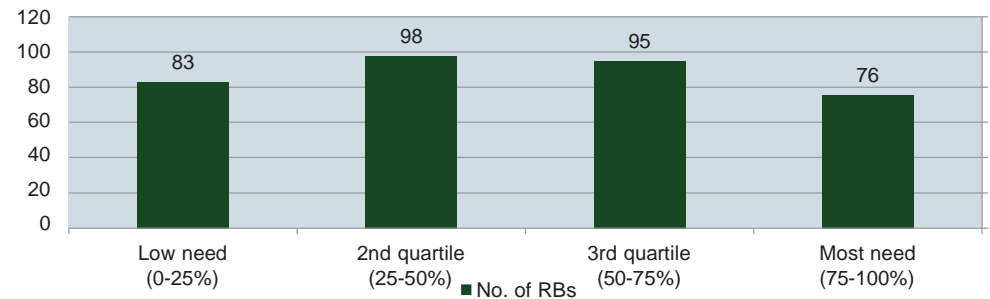
Bracknell Forest

The table below shows summary information for the schools surveyed in the Property Data Survey which informed our assessment of building condition.

	Educational Establishments	Blocks	Floor Area (m ²)	Site Area (m ²)
Nursery/Primary	25	90	57,938	263,111
Secondary	4	39	46,517	181,885
Other	2	13	5,958	21,496
Total	31	142	110,413	466,492

Total PDS condition need per pupil (using grades C & D only)

This shows how far your building condition need per pupil is from the average and also compares with all other responsible bodies (RBs)



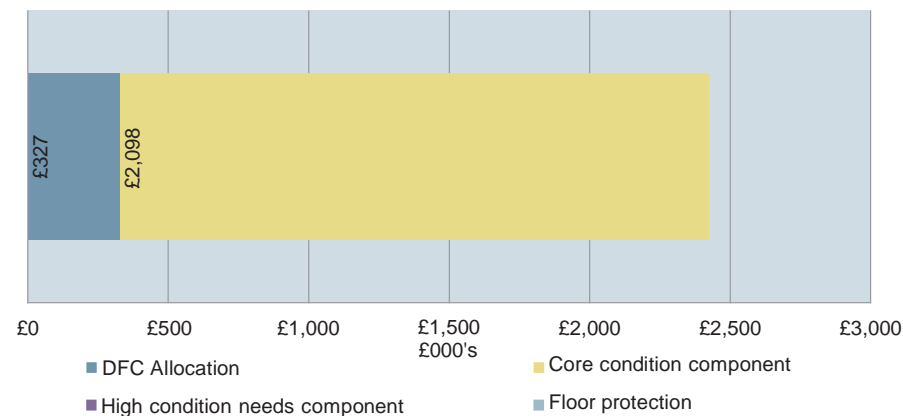
Your RB:

68.5%

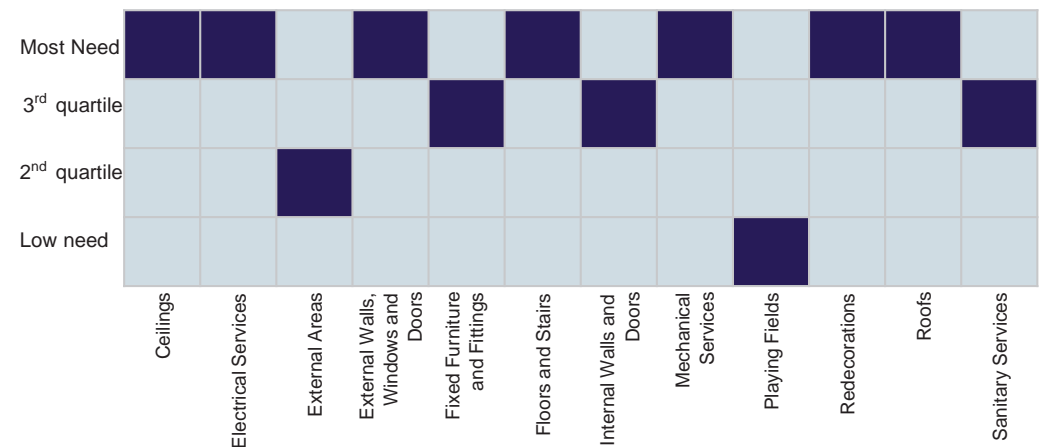
Your RB is in the third quartile (68.5%). This means the condition of your buildings is better than 31.5% of RBs.

Schools Condition Allocation

This shows how the School Condition Allocation for 2015-16 is calculated, split into core condition funding and high condition needs funding, and floor protection where applicable; as well as Devolved Formula Capital.

**PDS building element condition priority need per pupil (using grades C & D only)**

This shows the relative condition need of each building element within your RB and may be useful to inform asset management strategies and target investment.





Condition Dashboard

This dashboard contains data from educational establishments surveyed as part of the Property Data Survey Programme (PDSP) and is designed to show the breakdown of the responsible body's School Condition Allocation and how their condition need compares to others.

Responsible Body (RB) information

Responsible Body Type: **LA_Maintained_Voluntary_Aided**

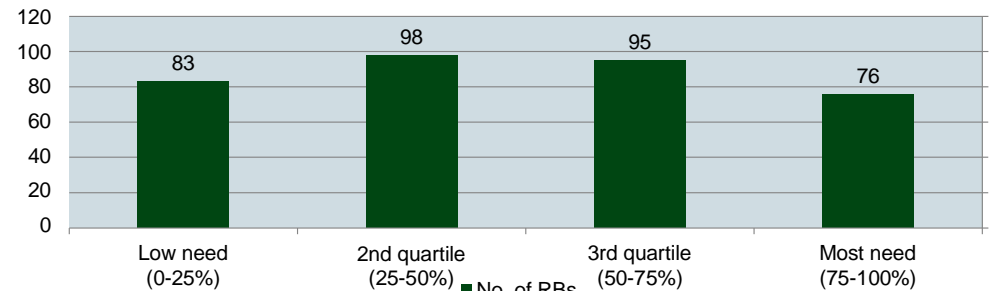
Responsible Body: **Bracknell Forest**

The table below shows summary information for the schools surveyed in the Property Data Survey which informed our assessment of building condition.

	Educational Establishments	Blocks	Floor Area (m ²)	Site Area (m ²)
Nursery/Primary	4	13	6,521	25,780
Secondary	0	0	0	0
Other	0	0	0	0
Total	4	13	6,521	25,780

Total PDS condition need per pupil (using grades C & D only)

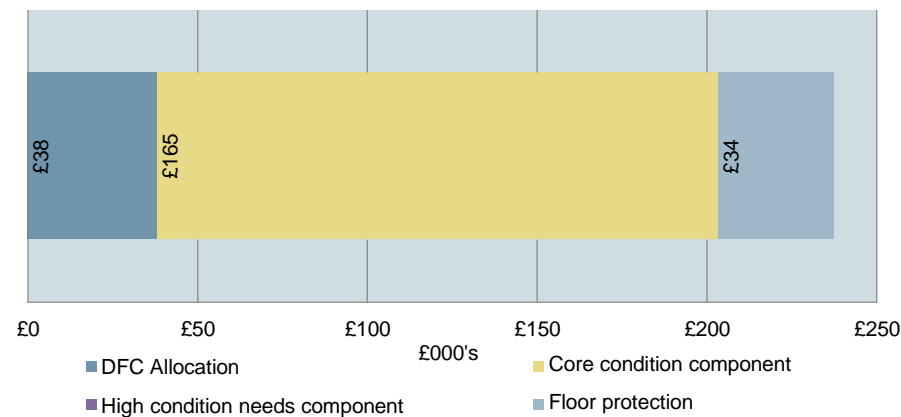
This shows how far your building condition need per pupil is from the average and also compares with all other responsible bodies (RBs)



Your RB is in the second quartile (48.6%). This means the condition of your buildings is better than 51.4% of RBs.

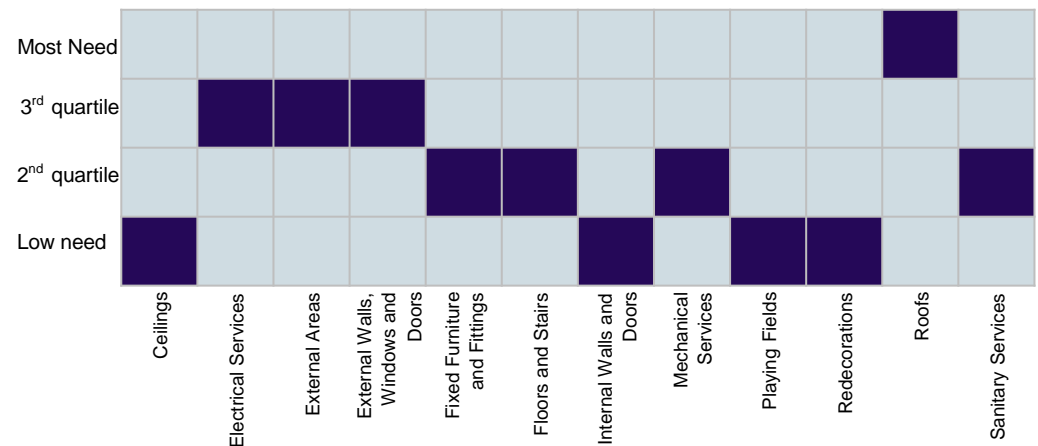
Schools Condition Allocation

This shows how the School Condition Allocation for 2015-16 is calculated, split into core condition funding and high condition needs funding, and floor protection where applicable; as well as Devolved Formula Capital.



PDS building element condition priority need per pupil (using grades C & D only)

This shows the relative condition need of each building element within your RB and may be useful to inform asset management strategies and target investment.



2015/16 EDUCATION CAPITAL PROGRAMME

Externally Funded School Related Schemes Only	2015-16 Proposed Budget			Narrative
	Approved by full Council February £000	Revised budget for approval £000	Change proposed £000	
PRIMARY				
Amen Corner North	10.0	35.2	25.2	Client fees for developer construct of new 1FE Primary school building
Amen Corner South	13.0	10.0	-3.0	Client fees for developer construct of new 1FE Primary school building (capable of future expansion to 2FE)
Cranbourne Classroom & Nursery	294.0	691.6	397.6	Replacement of Nursery and Reception modular buildings plus creation of a new surge classroom
Crown Wood Surge & Expansion	25.0	145.8	120.8	Playing field drainage and an outstanding unresolved contractor claim
TRL	17.0	10.4	-6.6	Client fees for developer construct of a new 2FE primary school building (capable of future expansion to 3FE)
Fox Hill	0.0	196.9	196.9	Creation of a new school meals kitchen
Great Hollands Surge & Expansion	1,190.0	717.4	-472.6	First phase of expansion of this school by 1FE from 2FE to 3FE
Harmans Water	25.0	75.0	50.0	Disabled Access for specific pupils (currently awaiting confirmation of school places being offered and accepted).
Holly Spring Surge & Expansion	0.0	27.0	27.0	Completion of the expansion to 3FE plus furniture for infant surge class moving up into the Junior School from Sep-16
Meadow Vale Surge & Expansion	10.0	30.0	20.0	Furniture and ICT for the surge classroom plus an outstanding unresolved contractor claim
Owlsmoor Surge & Expansion	707.0	1,020.0	313.0	Final phase of expansion of this school from 2.5FE to 3FE
Warfield West	13.0	70.9	57.9	Client fees for developer construct of this 2FE primary school building
Warfield East	0.0	10.4	10.4	Client fees for developer construct of new 2FE primary school building (capable of future expansion to 3FE)
Wildmoor Heath	0.0	290.0	290.0	Creation of a new School meals kitchen
Wildridings Surge & Expansion	0.0	17.2	17.2	Surge classroom for Sep-16
Winkfield St Mary's Surge Classroom	0.0	242.8	242.8	Creation of a surge classroom
SECONDARY				
Brakenhale Expansion	0.0	54.0	54.0	Final Phase 4 of expansion from 6.5 to 7FE (post 16 works)
Easthampstead Park Refurbishment	15.0	506.4	491.4	Refurbishment to create toilets etc. to support additional pupil numbers
Edgbarrow Expansion	608.0	1,000.0	392.0	First phase of expansion of this school from 7FE to 8FE
Sandhurst	0.0	15.0	15.0	Creation of a masterplan for the redevelopment and future expansion of this school
Garth Hill Expansion	164.0	265.0	101.0	Expansion of this school from 9FE to 10.4FE (Post 16 centre works)
SPECIAL				
Eastern Road SEN	350.0	703.0	353.0	Creation of a new SEN facility on the Eastern Road site
PMO	200.0	309.8	109.8	Programme management Office costs for running the Capital Programme
S106				
General contributions to be allocated	175.0	175.0	0.0	
Total Planned Spend Reported to ECPB	3,816.0	6,618.9	2,802.9	
OTHER SCHEMES				
Schools Planned Maintenance		1,886.0	1,886.0	Planned Works programme across all schools including planned maintenance, disabled access, asbestos etc.
Schools Devolved Formula Capital		327.0	327.0	Capital funding for schools to prioritise, taking account of the asset management plan
Total Planned Spend Other Schemes	0.0	2,213.0	2,213.0	
Total Planned Spend Reported to ECPB	3,816.0	8,831.9	5,015.9	

EXTERNAL FUNDING SOURCE			
DfE Basic Need Grant	3,477.0	6,470.0	2,993.0
DfE Universal Infant Free School Meals Grant	0.0	320.0	320.0
Schools Capital Maintenance Grant	0.0	2,106.0	2,106.0
Schools Devolved Formula Capital	0.0	327.0	327.0
Total Anticipated Grant Funding:	3,477.0	9,223.0	5,746.0
S106 for Garth Hill College	164.0	164.0	0.0
S106 Smaller expected general contributions	175.0	175.0	0.0
Total Anticipated External Funding:	3,816.0	9,562.0	5,746.0
Carry Forward of grant into 2016/17	0.0	730.1	